




Flexible battery system for C&I energy storage

- ✓ Lower electricity cost
- ✓ Reduced peak demand
- ✓ Uninterrupted power supply
- ✓ Safe and efficient operation

Combined with GoodWe ET 15-30kW hybrid inverters, the Lynx 60 kWh battery system offers an expandable and easy-to-install storage solution for C&I applications. The combined solution enables parallel connection of multiple ET inverters and up to three Lynx C 60kWh per inverter. Energy back-up, peak-shaving and load management functions are intelligently handled by the inverter. With effective temperature management to enable outdoor operation across different climate zones, the storage solution is a great fit for small and medium C&I scenarios, including industrial parks, agricultural and commercial complexes.

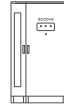
-  Compatible with GoodWe hybrid inverters ET 15-30kW
-  Paralleling options for extended power and battery capacity
-  Outdoor battery cabinet with compartment for GoodWe inverter



Technical Data

GW60KWH-D-10

GW60KWH-D-10 (Extension)



Battery Data

Usable Energy (kWh) ^{*1}	60
Cell Type	LFP (LiFePO4)
Pack Nominal Energy (kWh)	5.76
Number of Packs	11
Nominal Voltage (V)	633.6
Operating Voltage Range (V)	554.4 ~ 712.8
Max. Charge / Discharge Current (A) ^{*2}	96
Cycle Life ^{*3}	≥5000
Depth of Discharge	100%

Efficiency

Round-trip Efficiency	95%
-----------------------	-----

General Data

Operating Temperature Range (°C)	Charge: 0 ~ +55; Discharge: -25 ~ +55	
Storage Temperature (°C)	0 ~ +35 (<One Year); -20 ~ 0 (≤One Month); +35 ~ +45 (≤One Month)	
Relative Humidity	0~95%	
Max. Operating Altitude (m)	3000	
Heating & Cooling	Air Conditioner	
Communication Interface	CAN	
Weight (kg)	approx.1029.5	approx.972
Dimension (W x H x D mm)	1108 x 2050 x 1111.5	808 x 2050 x 1111.5
Ingress Protection Rating	IP55 (Battery cabinet)	IP55
Anti-Corrosion ^{*4}	C4 (Optional upgrade to C5)	
Fire Suppression	Perfluoro	

*1: Test conditions, 100% DOD, 0.5C charge & discharge at +25 ±2 °C for battery system at beginning life. System Usable Energy may vary with different Inverter.

*2: Actual Dis- / Charge Current and power derating will occur related to Cell Temperature and SOC.

*3: Based on Cell test condition of 25 ±2°C, 0.5C / 0.5C and 80% EOL.

*4: Excluding locks.

*: Please visit GoodWe website for the latest certificates.

*: All pictures shown are for reference only. Actual appearance may vary.

C&I Energy Storage Solution

The Lynx C 60kWh battery system is paired with a hybrid inverter from the GoodWe ET 15-30kW series to form a compact storage solution.



A convenient compartment for the hybrid inverter is included. The hybrid inverter of the ET15-30kW series must be purchased separately. Refer to the ET 15-30kW datasheet for detailed inverter specs.

Extension of the Energy Storage Solution

The combined energy storage system can be expanded by connecting up to two additional Lynx C 60kWh extension batteries (model GW60KWH-D-10-Extension), resulting in 180kWh battery capacity.



Parallel connection of the hybrid inverter will enable further system expansions.

